








Your Methods for Studying






1. Gender:			Response Percent	Response Count
Female			74.7%	198
Male			25.3%	67
			<i>answered question</i>	265
			<i>skipped question</i>	0

2. Credits I have currently earned:			Response Percent	Response Count
12-23			35.8%	95
24-35			23.8%	63
36-47			12.5%	33
48-59			10.6%	28
60-71			6.8%	18
more			10.6%	28
			<i>answered question</i>	265
			<i>skipped question</i>	0

3. My semester standing based on credits earned:

		Response Percent	Response Count
1st		7.5%	20
2nd		39.2%	104
3rd		18.1%	48
4th		11.7%	31
5th		9.1%	24
6th		6.8%	18
more		7.5%	20
		answered question	265
		skipped question	0

4. My cumulative GPA is:

		Response Percent	Response Count
below 2.0		0.0%	0
2.0-2.5		0.4%	1
2.51-3.0		0.4%	1
3.01-3.5		7.5%	20
3.51-3.75		44.9%	119
3.76-4.0		46.8%	124
		answered question	265
		skipped question	0






5. My major(s): check all that apply




		Response Percent	Response Count
Accounting	<input checked="" type="checkbox"/>	5.3%	14
Acting	<input type="checkbox"/>	0.0%	0
Actuarial Science	<input type="checkbox"/>	1.1%	3
African American Studies	<input type="checkbox"/>	0.0%	0
Agronomy	<input type="checkbox"/>	0.0%	0
Agriculture Education	<input type="checkbox"/>	0.0%	0
Agricultural Resources and Economics	<input type="checkbox"/>	0.4%	1
Allied Health Sciences	<input type="checkbox"/>	1.5%	4
American Studies	<input type="checkbox"/>	0.0%	0
Animal Science	<input checked="" type="checkbox"/>	3.8%	10
Anthropology	<input type="checkbox"/>	1.1%	3
Applied Mathematics Sciences	<input type="checkbox"/>	0.0%	0
Art	<input checked="" type="checkbox"/>	2.3%	6
Art History	<input type="checkbox"/>	0.4%	1
Athletic Training	<input type="checkbox"/>	0.0%	0
Biological Sciences	<input checked="" type="checkbox"/>	10.2%	27
Biomedical Engineering	<input checked="" type="checkbox"/>	2.7%	7
Biophysics (Structural Biology)	<input type="checkbox"/>	0.8%	2
Business and Technology	<input type="checkbox"/>	1.1%	3
Chemical Engineering	<input checked="" type="checkbox"/>	1.9%	5
Chemistry	<input checked="" type="checkbox"/>	1.9%	5
Civil Engineering	<input type="checkbox"/>	1.1%	3
Classics & Mediterranean Studies	<input type="checkbox"/>	0.0%	0
Coaching and Management	<input type="checkbox"/>	0.0%	0
Coastal Studies	<input type="checkbox"/>	0.0%	0

Cognitive Science		0.0%	0
Communication Science	▒	1.9%	5
Computer Engineering		0.0%	0
Computer Science	▒	0.8%	2
Computer Science & Engineering	▒	0.4%	1
Cytotechnology		0.0%	0
Design & Technical Theater		0.0%	0
Diagnostic Genetic Sciences		0.0%	0
Dietetics	▒	0.4%	1
Dramatic Arts		0.0%	0
Ecology & Evolutionary Biology	▒	0.4%	1
Economics	▒	3.0%	8
Electrical Engineering		0.0%	0
Elementary Education	▒	1.9%	5
Elementary) Special Education		0.0%	0
Engineering Physics	▒	0.4%	1
English Literature	▒	4.2%	11
English Education	▒	1.9%	5
Environmental Engineering		0.0%	0
Environmental Science		0.0%	0
Exercise Science		0.0%	0
Finance	▒	4.5%	12
Foreign Language Education		0.0%	0
French	▒	0.4%	1
General program in Music		0.0%	0
General Studies, Continuing Studies	▒	0.4%	1
Geography	▒	0.4%	1
Geoscience		0.0%	0








German	▮	0.8%	2
Health Care Management	▮	1.5%	4
History	▮	2.3%	6
History/Social Studies Education	▮	1.1%	3
Horticulture		0.0%	0
Human Development and Family Studies	▮	2.3%	6
Individualized Major	▮	3.8%	10
Italian, Literacy & Cultural Studies	▮	1.1%	3
Journalism	▮	0.4%	1
Kinesiology	▮	1.5%	4
Landscape Architecture	▮	0.4%	1
Latin American Studies		0.0%	0
Linguistics	▮	0.4%	1
Management	▮	1.5%	4
Management & Engineering for Manufacturing	▮	0.8%	2
Management & Information Systems (MIS)	▮	0.8%	2
Maritime Studies		0.0%	0
Marketing	▮	2.3%	6
Mathematics - Liberal Arts & Sciences	▮	2.7%	7
Mathematics - Actuarial Science	▮	0.8%	2
Mathematics - Statistics		0.0%	0
Mathematics Education	▮	2.7%	7
Mechanical Engineering	▮	2.3%	6
Medical Technology		0.0%	0
Metallurgy & Materials Engineering	▮	0.4%	1

Modern and Classical Languages		0.0%	0
Molecular & Cell Biology	▮	1.1%	3
Music		0.0%	0
Music Education	▮	0.4%	1
Natural Resources		0.0%	0
Nursing	▮	3.4%	9
Nutritional Sciences	▮	0.8%	2
OPIM (Management Information Systems)	▮	0.4%	1
Pathobiology	▮	0.4%	1
Pharmacy	▮	4.5%	12
Philosophy	▮	1.1%	3
Physical Therapy		0.0%	0
Physics		0.0%	0
Physiology & Neurobiology	▮	2.3%	6
Plant Science		0.0%	0
Political Science	▮	5.3%	14
Portuguese	▮	0.4%	1
Psychology	▮	11.0%	29
Puppetry		0.0%	0
Real Estate/Urban Economics		0.0%	0
Resource Economics		0.0%	0
Risk Management & Insurance		0.0%	0
School of Social Work		0.0%	0
Science Education		0.0%	0
Secondary Education	▮	1.9%	5
Social Science of Sport		0.0%	0
Sociology	▮	1.9%	5
Soil Science		0.0%	0







Spanish		1.9%	5
Special Education		0.4%	1
Sport Management and Sociology		0.4%	1
Statistics		0.0%	0
Theater Studies		0.4%	1
Turfgrass and Soil Science		0.0%	0
Urban and Community Studies		0.0%	0
Women's Studies		0.8%	2
Individualized Major? Please write in what it is.			13
answered question			264
skipped question			1

6. On average, I attend class:			
		Response Percent	Response Count
Never		0.0%	0
Seldom		0.0%	0
1/2 the time		0.8%	2
Usually		21.6%	57
Always		77.7%	205
answered question			264
skipped question			1

7. On Average, the number of hours I study per week is:

		Response Percent	Response Count
0		0.4%	1
1-3		6.8%	18
4-6		22.0%	58
7-9		22.3%	59
10-12		20.5%	54
13-15		15.5%	41
More		12.5%	33
		answered question	264
		skipped question	1












8. Usually I study in: (studying can be reading, doing an assignment, doing a problem set, writing a paper, preparing for an exam, etc.)

		Response Percent	Response Count
My room		70.1%	185
Bookworms (or another cafe)		1.1%	3
Student Union		0.8%	2
A study lounge		12.5%	33
The library		13.3%	35
Other		2.3%	6
		answered question	264
		skipped question	1












9. When I study:			Response Percent	Response Count
It must be totally quiet			47.9%	126
I play quiet music			26.2%	69
I have the TV on			6.8%	18
I need the energy of Bookworms or the SU			1.1%	3
I need some noise			17.9%	47
			answered question	263
			skipped question	2

10. When I study, I lose my focus/attention:			Response Percent	Response Count
Always			1.1%	3
Frequently			14.8%	39
About 1/2 the time			50.2%	132
Seldom			33.8%	89
Never			0.0%	0
			answered question	263
			skipped question	2





11. When I study my class notes:



		Response Percent	Response Count
I read them over		90.1%	237
I highlight them		40.7%	107
I outline them		27.0%	71
I summarize them		25.9%	68
I rewrite them just as I took them in class		24.3%	64
I make questions and answers out of them		11.4%	30
I make flash cards from them		38.4%	101
I make mind maps		9.1%	24
I make flow charts		6.8%	18
I teach them to someone else		31.6%	83
Other		8.0%	21
		<i>answered question</i>	263
		<i>skipped question</i>	2





12. When I have a reading assignment: (check all that apply)






		Response Percent	Response Count
I do not read it		8.4%	22
I read it		87.5%	230
I highlight it		53.2%	140
I outline it		21.7%	57
I summarize it		20.2%	53
I make questions and answers out of it		3.0%	8
I make flash cards from it		3.4%	9
I make mind maps		2.3%	6
I make flow charts		1.9%	5
I teach it to someone else		6.1%	16
Other		4.6%	12
		answered question	263
		skipped question	2

13. Usually, I begin studying for an exam:






		Response Percent	Response Count
the night before		9.5%	25
two days before		48.3%	127
a week before		41.4%	109
from right after the last exam		0.8%	2
		answered question	263
		skipped question	2

14. I usually study:			
		Response Percent	Response Count
Alone		85.6%	225
With others		14.4%	38
answered question			263
skipped question			2






15. My studying is effective (the grades it produces):			
		Response Percent	Response Count
Strongly Agree		34.2%	90
Agree		58.9%	155
Undecided		5.3%	14
Disagree		1.5%	4
Strongly Disagree		0.0%	0
answered question			263
skipped question			2

16. My studying is efficient (the time it takes to get the grades):			
		Response Percent	Response Count
Strongly Agree		24.3%	64
Agree		49.8%	131
Undecided		19.0%	50
Disagree		6.5%	17
Strongly Disagree		0.4%	1
answered question			263
skipped question			2



17. When I get an exam back, I review it to determine what study techniques worked and which ones I need to modify:

		Response Percent	Response Count
Always		15.7%	41
Most of the time		29.1%	76
About ½ the Time		21.8%	57
Seldom		24.9%	65
Never		8.4%	22
		answered question	261
		skipped question	4

18. Compared to other students, I study:

		Response Percent	Response Count
A great deal more		10.3%	27
Much more		33.7%	88
About the same		43.3%	113
Much less		10.3%	27
A great deal less		2.3%	6
		answered question	261
		skipped question	4

19. If available, I would access programs/services that coach students on effective, efficient information processing and time management techniques and strategies:

		Response Percent	Response Count
Yes		41.4%	108
No		58.6%	153
		answered question	261
		skipped question	4