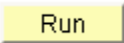
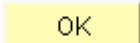






Viewing the Class Section Report

Path:	UC Student Records > UC Establish Courses > UC Establish Courses Reports > Class Section Report
--------------	---

1.	Required: Enter the Term .
2.	Optional: Enter the Subject Area , Catalog Nbr and Campus .
3.	Click 
4.	From the Server Name drop-down field, select PSNT (this is a crystal report).
5.	Click 
6.	Click 
7.	Click  until  appears.
8.	Click  to view and print the report in Adobe Reader.