
Safety Update

August 4, 2006

Outline

- History
- Overview
- Complete grades
- Individual room grades
- Summary
- Future Goals

History

- Fall 2001 Safety/Inventory job
- Organized chemicals
- Developed inventory and lab diagrams
- Implemented safety board in 306B
- Served on University Lab Safety Committee
- Working on improving lab safety

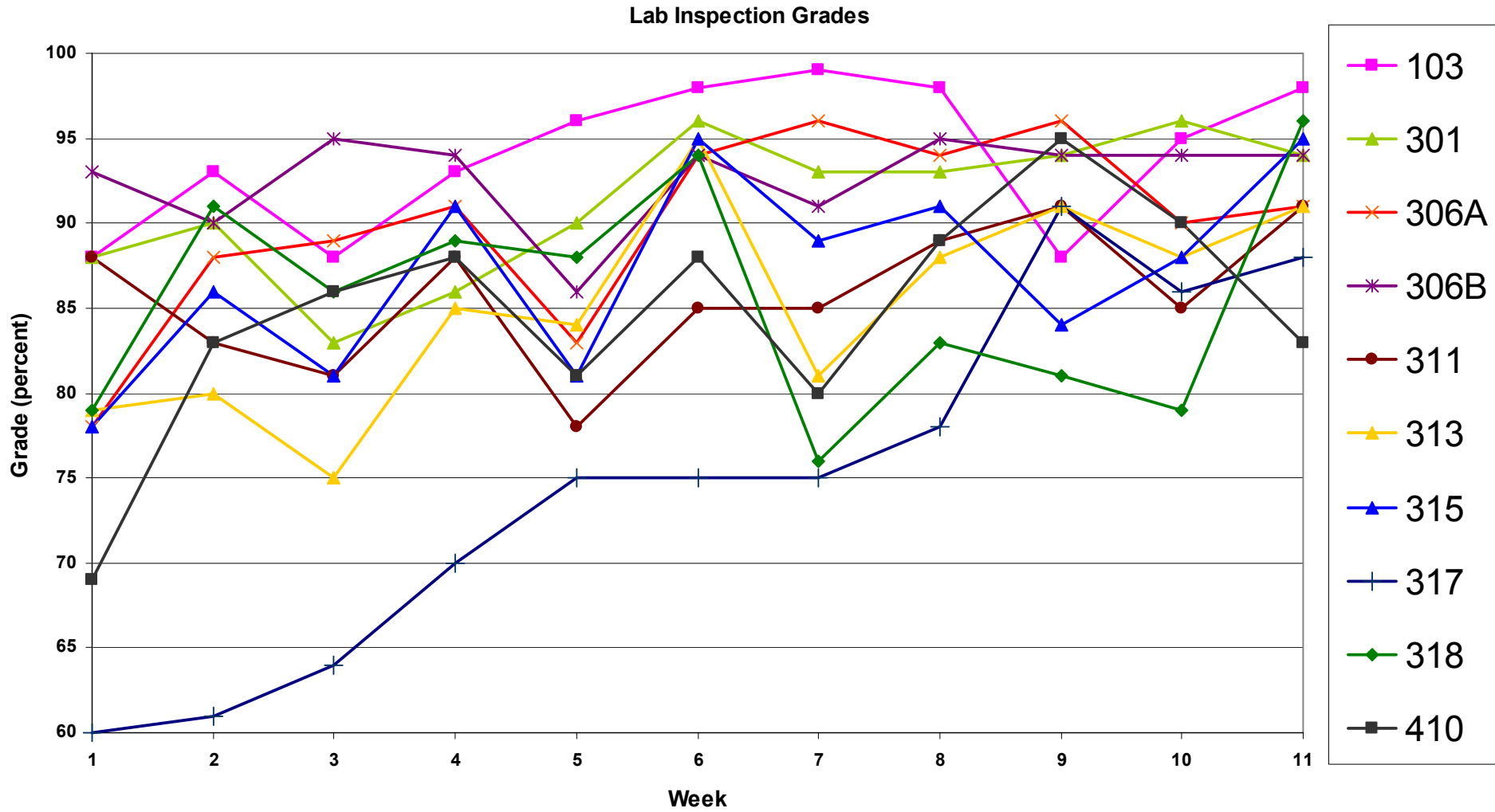
Overview

- Inspections from April 30 to August 2
- Once a week
- Used report
- Groups did two consecutive inspections
- First inspection detailed
- Second inspection focused on changes
- Week 11 was 3 week follow-up
- Detailed reports handed out each week

Grading

- Inspection team filled out detailed report
 - Grades varied by group
 - Should improve second week
- Number of violations counted
- Violations reported divided by total possible violations
- Percent generated and reported
- Percent plotted
- Note: grade only quantifies types of violations not number of violations

Grade Plots

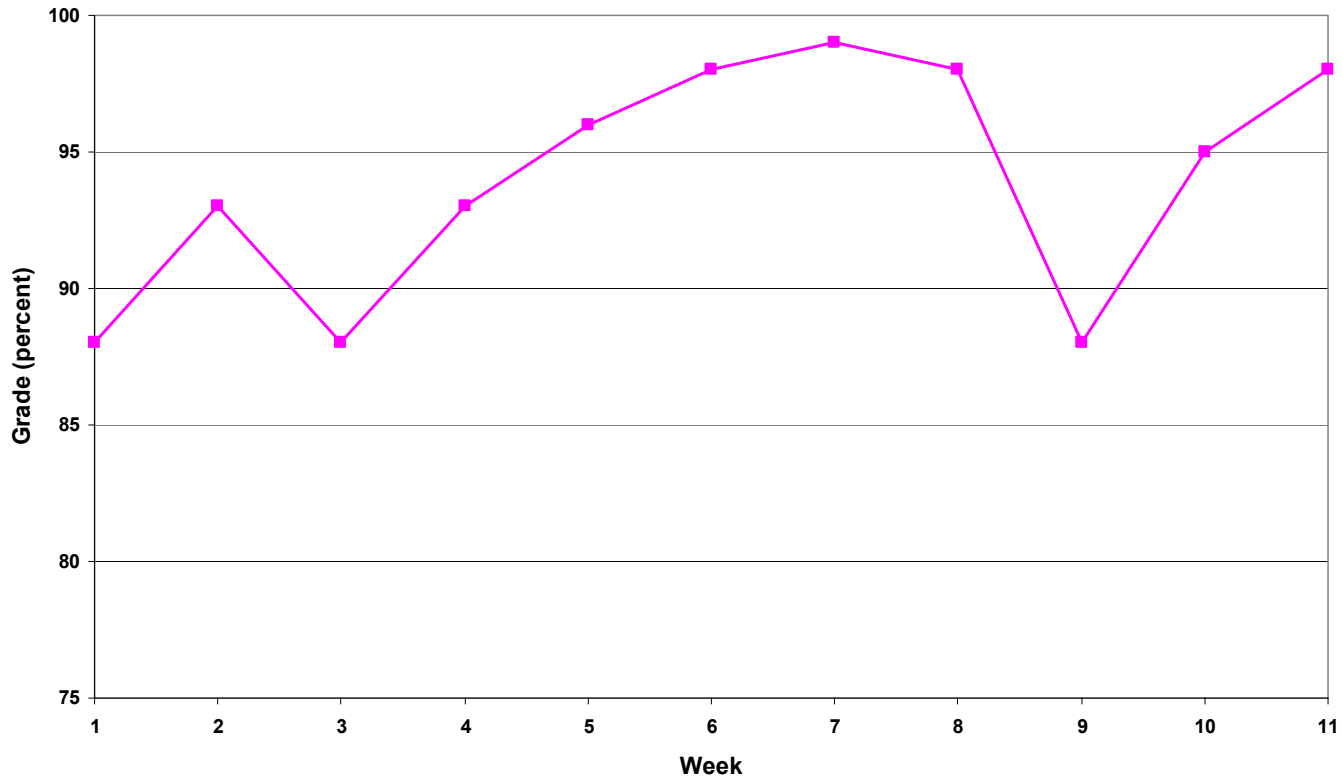


Room Grades

Room	Weekly Lab Inspection Grade-Starting April 30, 2006											Ovr Ave	Diff
	1	2	3	4	5	6	7	8	9	10	11		
103	88	93	88	93	96	98	99	98	88	95	98	94	10
301	88	90	83	86	90	96	93	93	94	96	94	91	6
306A	78	88	89	91	83	94	96	94	96	90	91	90	13
306B	93	90	95	94	86	94	91	95	94	94	94	93	1
311	88	83	81	88	78	85	85	89	91	85	91	86	3
313	79	80	75	85	84	95	81	88	91	88	91	85	12
315	78	86	81	91	81	95	89	91	84	88	95	87	17
317	60	61	64	70	75	75	75	78	91	86	88	75	28
318	79	91	86	89	88	94	76	83	81	79	96	86	17
410	69	83	86	88	81	88	80	89	95	90	83	85	14
Ave	80	85	83	88	84	91	87	90	91	89	92	87	12

R103

Lab Inspection Grades

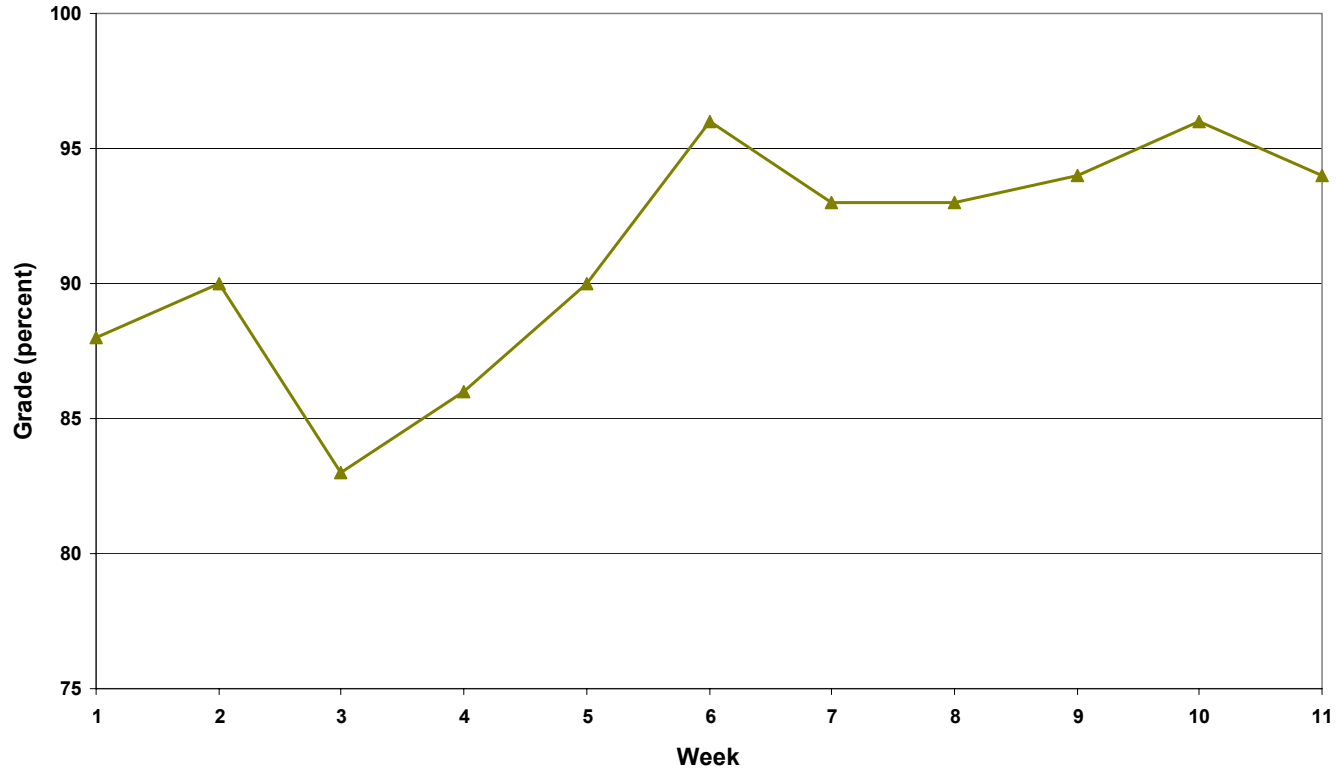


Weekly Lab Inspection Grade-Starting April 30, 2006

Room	1	2	3	4	5	6	7	8	9	10	11	Ave	Diff
103	88	93	88	93	96	98	99	98	88	95	98	94	10

R301

Lab Inspection Grades

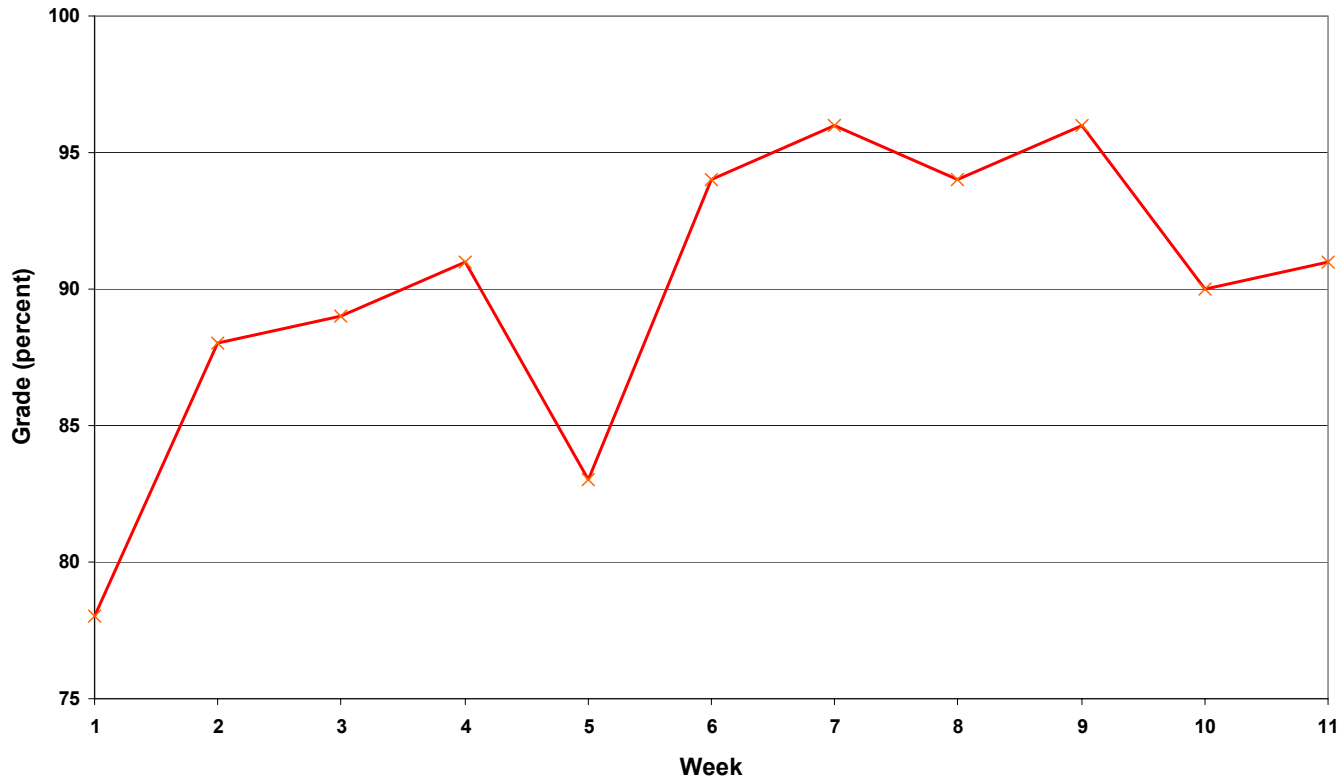


Weekly Lab Inspection Grade-Starting April 30, 2006

Room	1	2	3	4	5	6	7	8	9	10	11	Ave	Diff
301	88	90	83	86	90	96	93	93	94	96	94	91	6

R306A

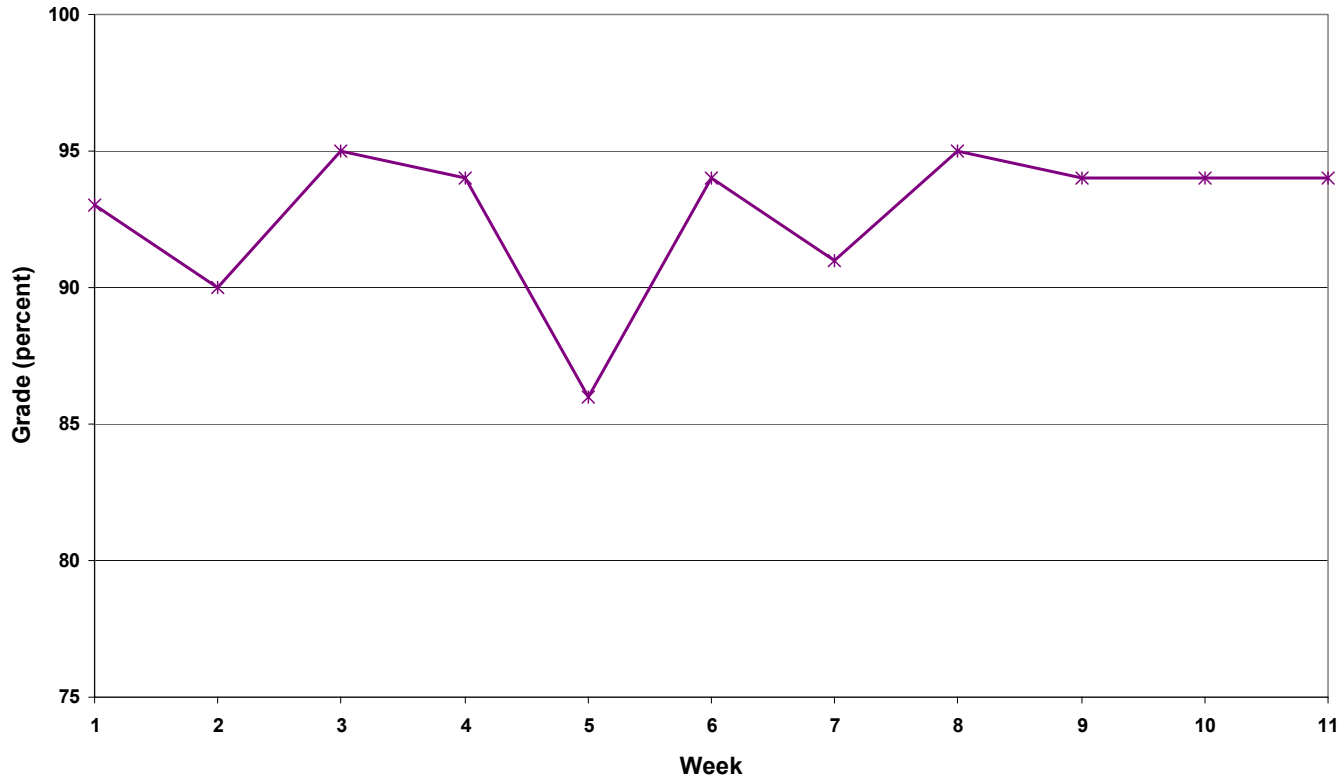
Lab Inspection Grades



Weekly Lab Inspection Grade-Starting April 30, 2006													
Room	1	2	3	4	5	6	7	8	9	10	11	Ave	Diff
306A	78	88	89	91	83	94	96	94	96	90	91	90	13

R306B

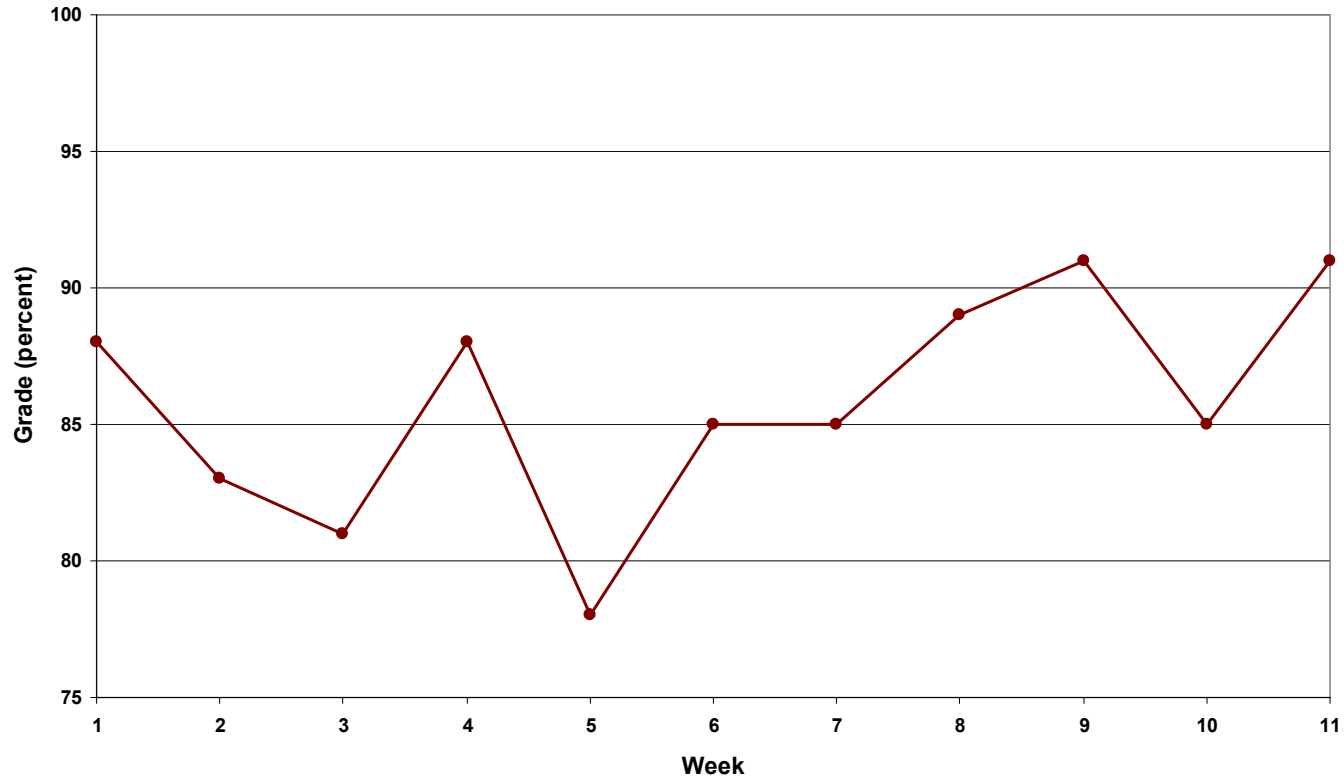
Lab Inspection Grades



Weekly Lab Inspection Grade-Starting April 30, 2006														
Room	1	2	3	4	5	6	7	8	9	10	11	Ave	Diff	
306B	93	90	95	94	86	94	91	95	94	94	94	93	1	

R311

Lab Inspection Grades

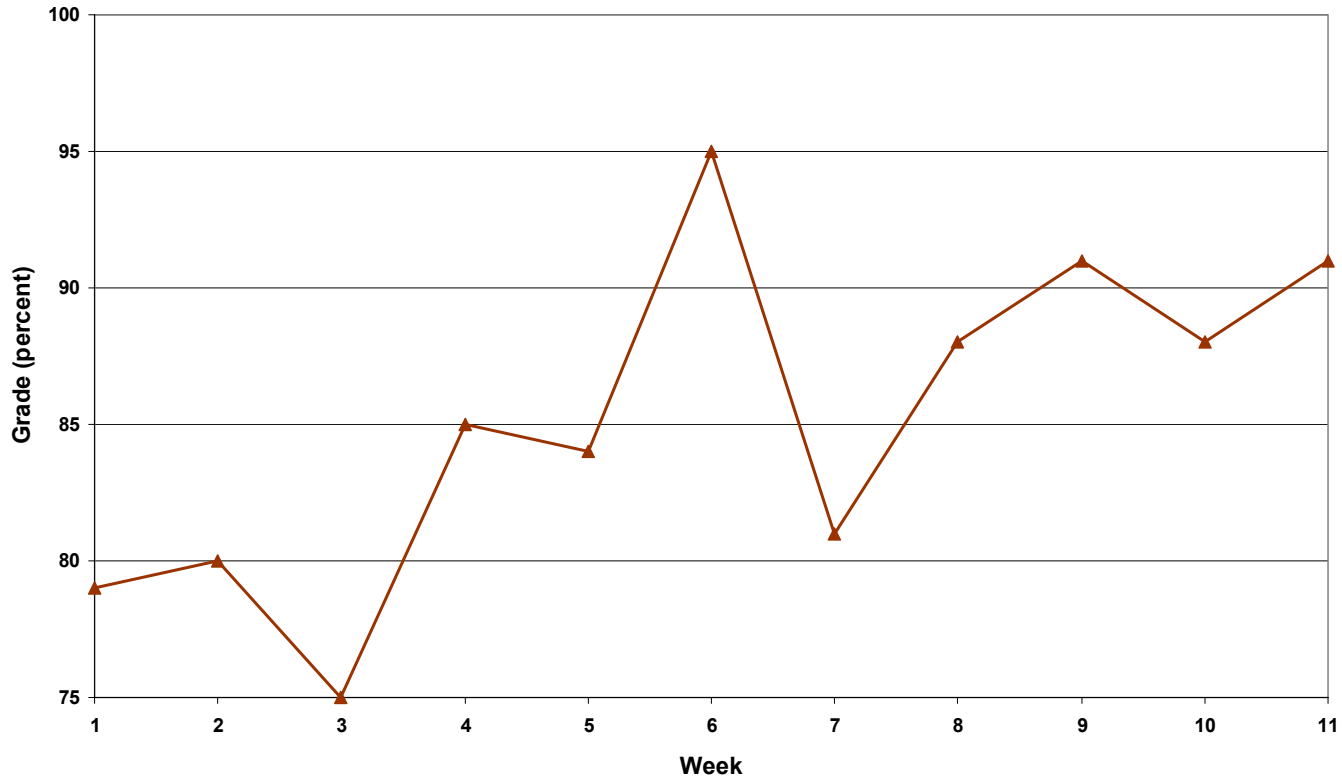


Weekly Lab Inspection Grade-Starting April 30, 2006

Room	1	2	3	4	5	6	7	8	9	10	11	Ave	Diff
311	88	83	81	88	78	85	85	89	91	85	91	86	3

R313

Lab Inspection Grades

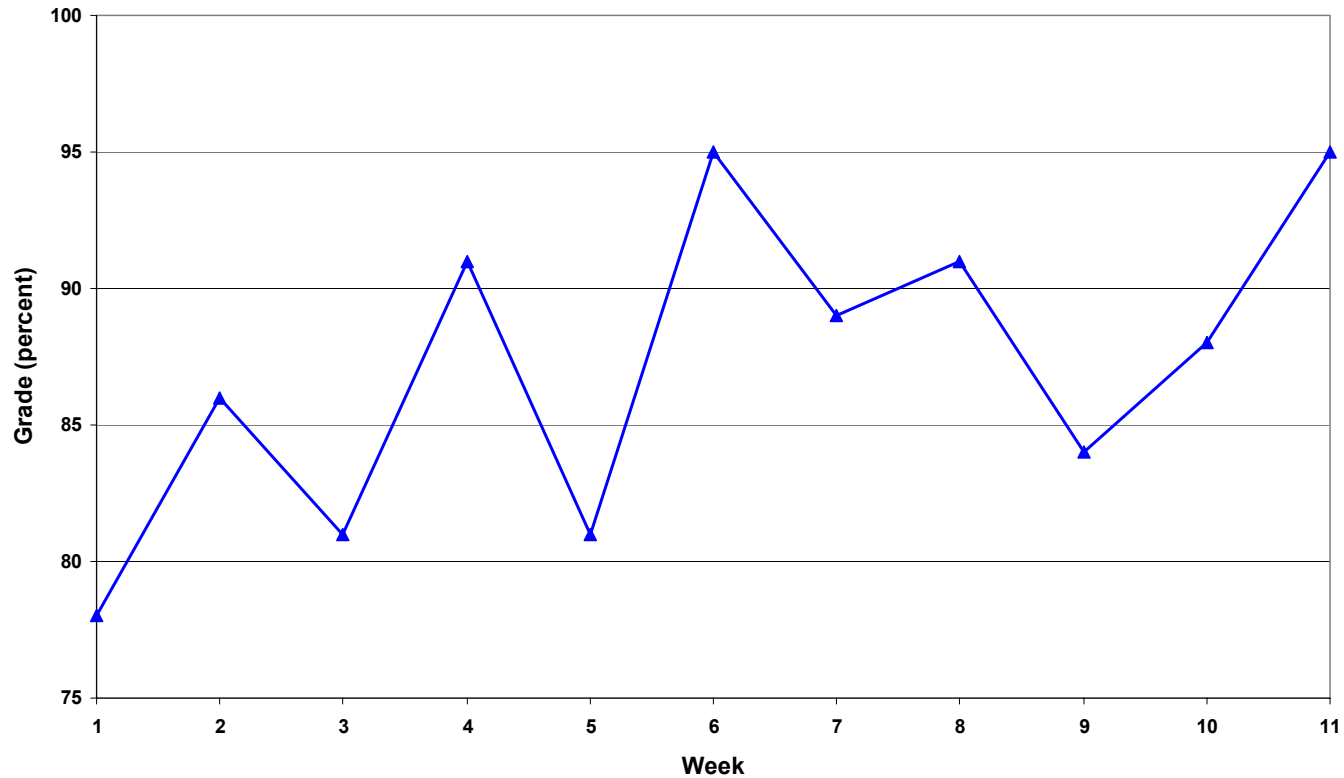


Weekly Lab Inspection Grade-Starting April 30, 2006

Room	1	2	3	4	5	6	7	8	9	10	11	Ave	Diff
313	79	80	75	85	84	95	81	88	91	88	91	85	12

R315

Lab Inspection Grades

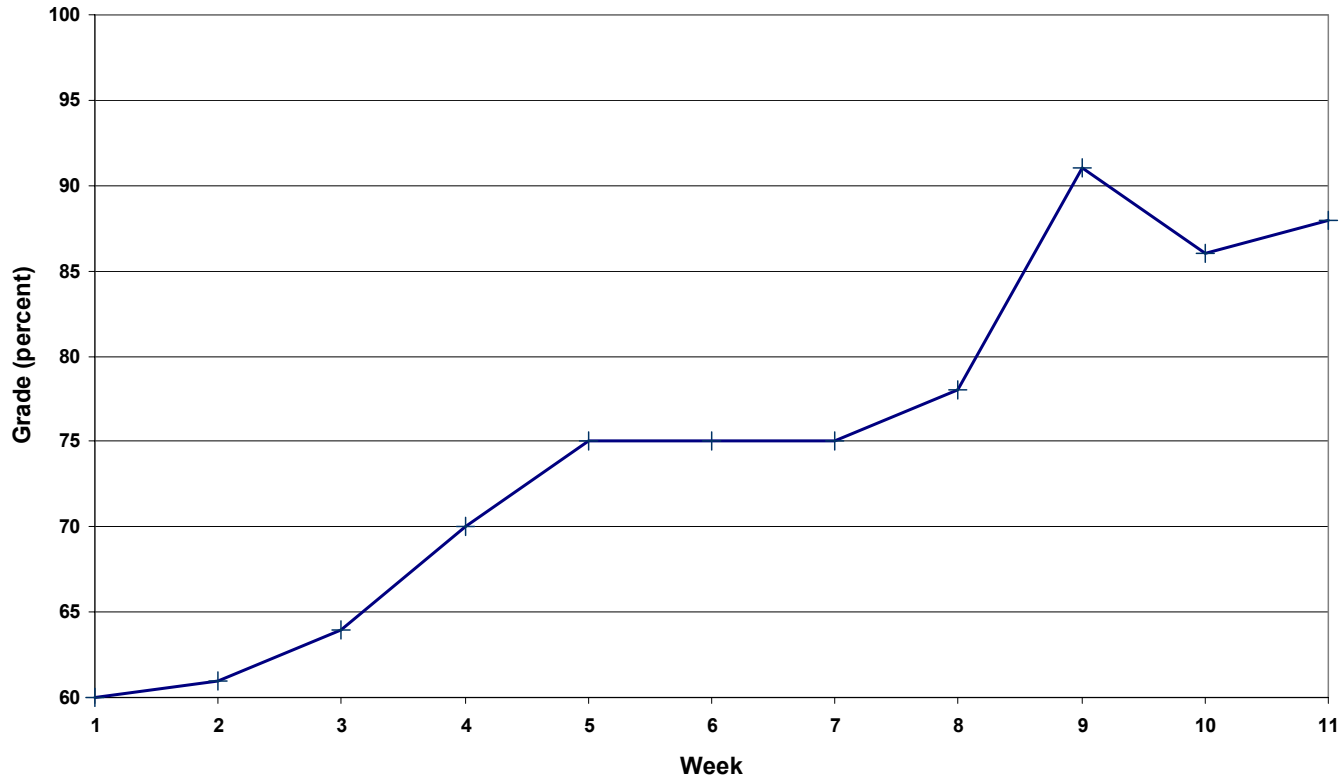


Weekly Lab Inspection Grade-Starting April 30, 2006

Room	1	2	3	4	5	6	7	8	9	10	11	Ave	Diff
315	78	86	81	91	81	95	89	91	84	88	95	87	17

R317

Lab Inspection Grades

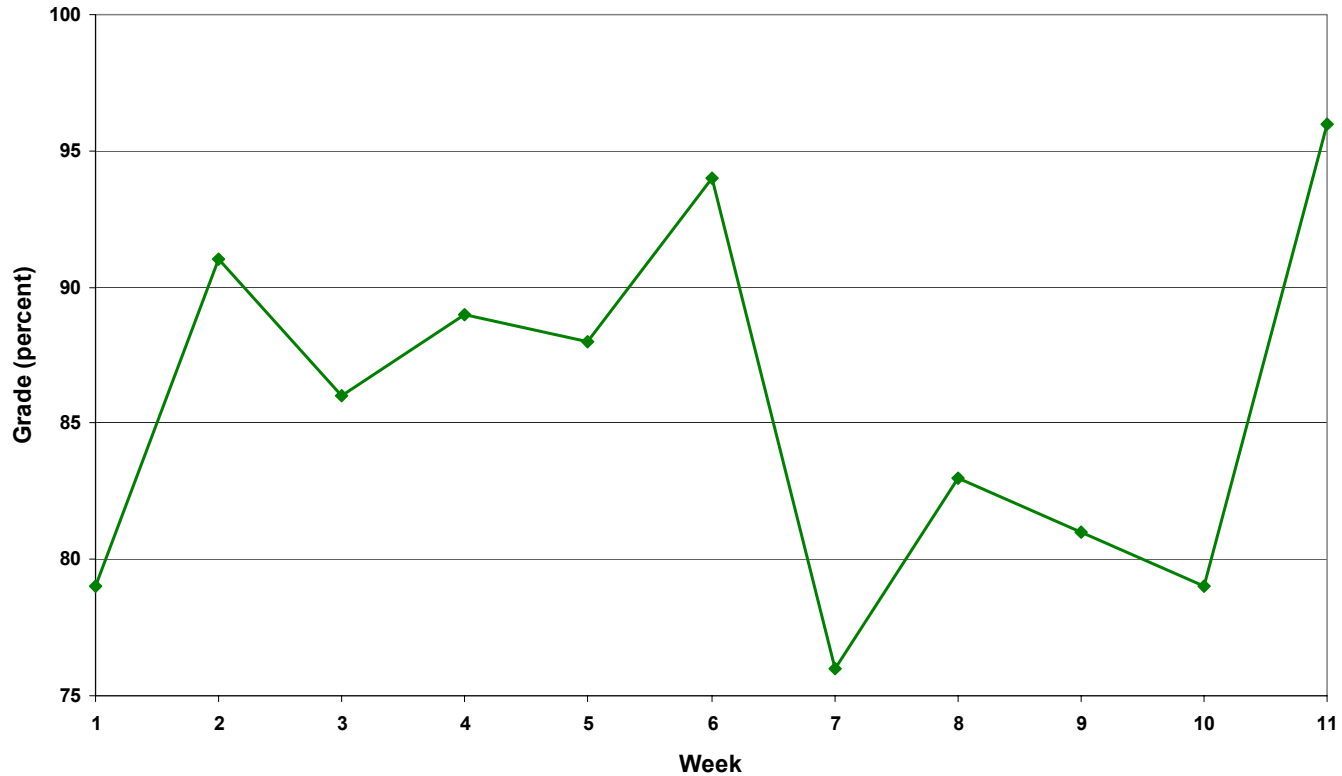


Weekly Lab Inspection Grade-Starting April 30, 2006

Room	1	2	3	4	5	6	7	8	9	10	11	Ave	Diff
317	60	61	64	70	75	75	75	78	91	86	88	75	28

R318

Lab Inspection Grades

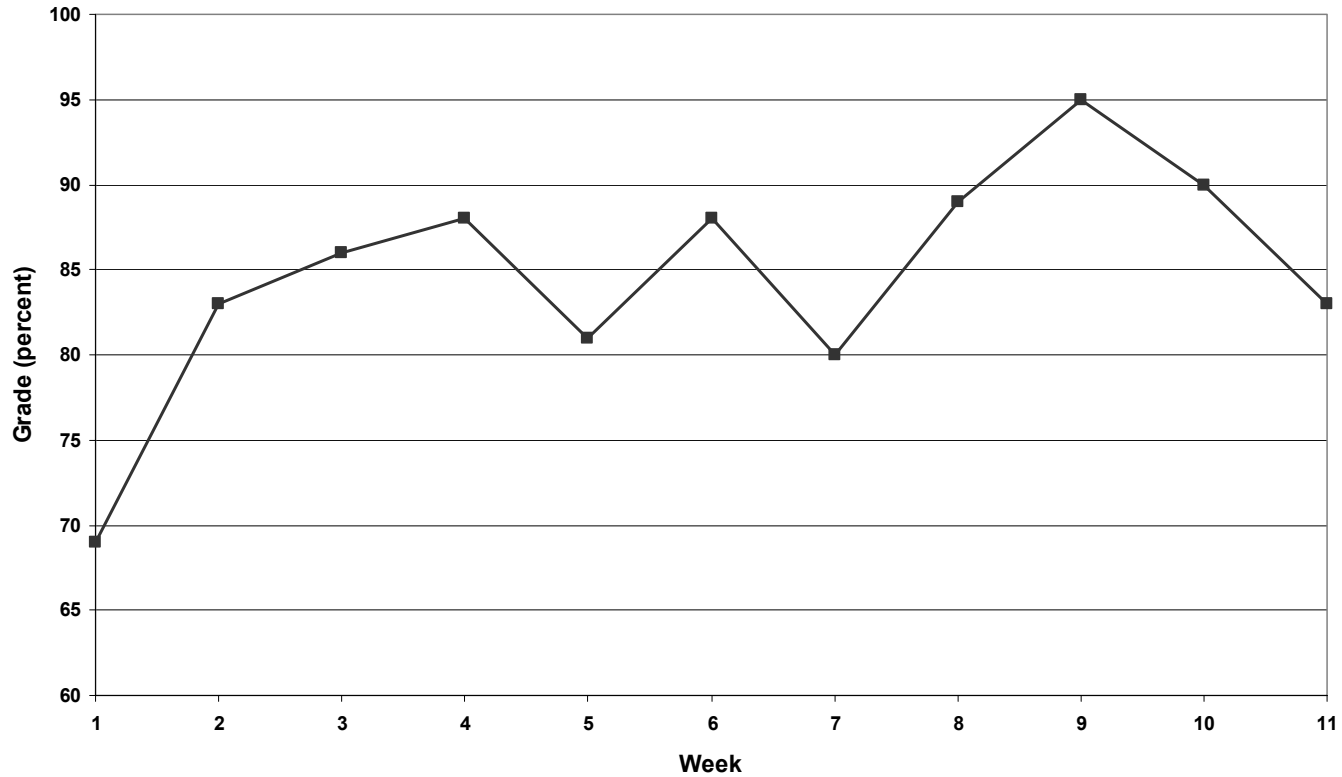


Weekly Lab Inspection Grade-Starting April 30, 2006

Room	1	2	3	4	5	6	7	8	9	10	11	Ave	Diff
318	79	91	86	89	88	94	76	83	81	79	96	86	17

T410

Lab Inspection Grades



Weekly Lab Inspection Grade-Starting April 30, 2006													
Room	1	2	3	4	5	6	7	8	9	10	11	Ave	Diff
410	69	83	86	88	81	88	80	89	95	90	83	85	14

Summary

- First inspection--6 labs $< 80\%$
- Last inspection--9 labs $> 85\%$
- First 3 inspections averaged 83%
- Last 3 inspections averaged 91%
- 7 labs $> 10\%$ increase
- Lab scores not consistent
- Grade quantifies type of violation
- All labs show improvement

Future Goals

- Perform regular inspections
- Improve usage of protective eyewear
- Include safety presentation in group meeting schedule
- Continue improvements
- Get all labs consistently above 90%